




SLATWALL SOLUTIONS BUILT TO PERFORM



MADE IN THE USA | CUSTOM-BUILT | INDUSTRY TRUSTED



SLATWALL SOLUTIONS


Slatwall is what we do best. From premium performance to everyday value, Wind Mill offers slatwall options designed to meet the demands of retail, commercial, and custom environments.



Standard Slatwall

Our stock panels measure 3/4" thick x 48"H x 96"L with 3" on-center grooves running lengthwise. Panels feature a durable melamine finish on MDF and are available through Wind Mill's network of distributors.

(Availability may vary by location.)




Custom Slatwall

Create a one-of-a-kind experience with Wind Mill's Custom Series panels—designed to bring your vision to life with flexible starting points tailored solutions, and a wide variety of finishes, patterns, and materials to choose from.



GRAPHICwall™

Add logos, photos, or artwork for eye-catching, updatable panels.



BRICKwall™/TILEwall™

Choose BRICKwall or, TILEwall for a realistic brick or tile appearance.



CUBewall™

Vertical grooves with unlimited patterns add clean, modern style.




DASHwall™

Inline or staggered grooves—customized to your dash length and spacing.



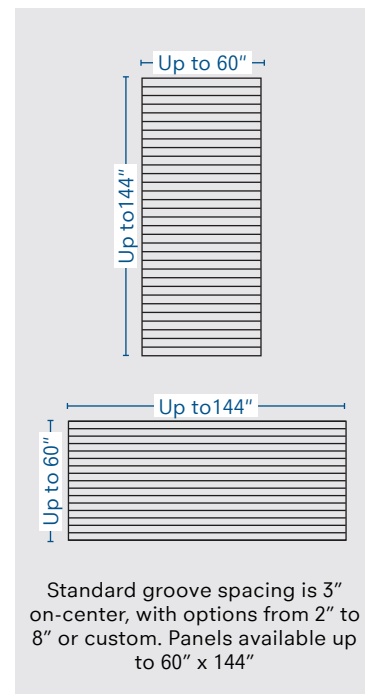
PVC SLATWALL

Lightweight, waterproof, and easy to install—built for durability.



METAL SLATWALL

Interlocking metal profiles create sleek, seamless display walls.



Contact Information: For more information on our full range of color and finish options or to place an order, contact Amerhart – Sheboygan Falls at 800.548.7528, InfoRequest@windmillslatwall.com or scan code




Panel Customization Options

GROOVE TREATMENTS

Choose raw, painted, or laminated grooves, with optional inserts for style or strength—aluminum, plastic, PVC strips, or Graphic-Serts™.


Painted/Raw



Painted Grooves



Painted Inserts



Raw Grooves

Aluminum Inserts

T-Sert™ Standard

Wide-Sert™

0.105" opening at throat

Ready-Sert™

L-Sert™

Covers top half of groove

Simple-Sert™


Fits most grooves
(custom colors by request)



Contact us to explore additional groove treatment options

Plastic Inserts

T-Sert™ Standard



Snap-Sert™



Graphic-Serts™



BOARD FINISHES

Customize your panels with painted, clear-coated, or stained finishes. Wood veneers and paintable cores provide a variety of visual styles to match your design.



Painted panels are available in any color and can be easily repainted



Clear urethane, water-based finishes seal and protect the panel



Stained panels can be custom color-matched.

EDGE TREATMENTS

Select from no grooves, one half groove, or standard two half grooves for clean panel-to-panel alignment. Add edge banding for a polished, finished look.

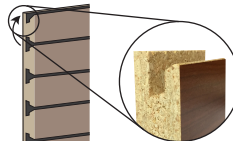
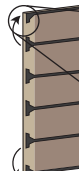
No half groove



1 half groove



Standard 2 half grooves




Stock slatwall panels include half grooves at the top and bottom to allow seamless alignment when stacked. These grooves are positioned on the back edge of each panel, making joints virtually invisible. Add edgebanding for a clean, finished appearance.



Edgebanding

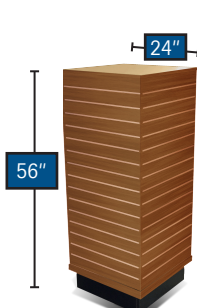
Ready-to-Assemble (RTA)

Our RTA display fixtures offer flexible merchandising with optional casters for easy mobility. Available in white, birch, black, and cherry finishes through authorized distributors. Matching shelves are finished on two sides and three edges for a clean, polished look.



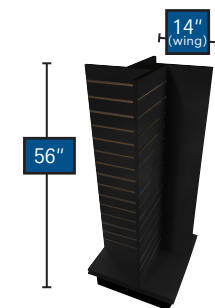
H-UNIT

- 48 sq. ft. display area
- 3" O.C. grooves
- Casters included
- Ships in 3 boxes



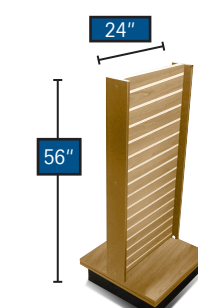
CUBE

- 32 sq. ft. display area
- 3" O.C. grooves
- Spinner base with casters
- Ships in 3 boxes (height includes base)



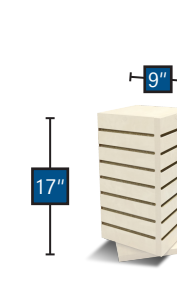
4-WAY

- 19 sq. ft. display area
- 3" O.C. grooves
- Spinner base with casters
- Ships in 2 boxes (height includes base)



I-UNIT

- 15 sq. ft. display area
- 3" O.C. grooves
- Spinner base with casters
- Ships in 2 boxes (height includes base)



COUNTERTOP CUBE

- 4.25 sq. ft. display area
- 2" O.C. grooves
- Spinner base
- Ships fully assembled



SHELVES

- Available in 3 sizes
 - 3/4" x 8" x 14"
 - 3/4" x 8" x 22 1/4"
 - 3/4" x 10" x 47 3/4"
- (custom sizes available)



MANUFACTURING CAPABILITIES

At Wind Mill Slatwall Products, we specialize in custom slatwall, display panels, and wood components—backed by decades of experience, innovative materials, and a commitment to quality that goes beyond expectations.

Explore Our Core Capabilities

Custom Slatwall



Manufactured to your specifications with a range of groove spacing and core options to fit your application.

Laminating



Top foil overlay melamine in 15 stock colors and high-pressure laminates from trusted brands like Wilsonart, Formica, Nevamar, and Pionite.

Straight Edgebanding



Fast, precise edge banding up to 3mm thick at 25 meters per minute for clean, professional results.

CNC Machining



Advanced equipment capable of milling faces, edges, panels, and parts for fixtures, displays, and gondolas.

Finishing



Custom paint and stain finishes using water-based materials for consistent quality and eco-friendly results.

Prototyping



Agile support for custom projects, including design development, first article production, and end-to-end project management.

Proudly Made in the USA

All Wind Mill slatwall panels are manufactured in our U.S.-based facility with a commitment to quality, consistency, and craftsmanship. Our domestic production ensures dependable lead times, responsive service, and the ability to meet custom project needs with precision.



AMERHART – SHEBOYGAN FALLS, WI

200 Balsam Road

Sheboygan Falls, WI 53085

t-f 877.700.5190 • www.amerhart.com

InfoRequest@windmillslatwall.com

